

Have a safe journey.

Don't leave home without these five essentials.



Volkswagen Genuine First aid kit

The first aid kit is a statutory requirement in some European countries, and an essential item for your personal safety.



Volkswagen Genuine Tyre bag set

The four tyre bags are made of high-quality polyester in order to protect your wheels and maintain their value.



Volkswagen Genuine Spare bulb and fuse kit

Be prepared when driving abroad – spare bulbs are compulsory in some European countries. This high-quality box is impact proof to prevent the contents from breaking.



Dilution quantities:

Screenwash	Water	°C
1 part	0 parts	-70
2 parts	1 part	-40
1 part	1 part	-35
1 part	2 parts	-16

Volkswagen Genuine Screenwash

This screenwash will guarantee you a clear, smear-free screen throughout the winter months and beyond.



Volkswagen Genuine Safety kit

In some European countries, it's a legal requirement to carry the items in this safety kit, which include a first aid kit, a high visibility vest and a warning triangle. In the UK, where it isn't yet law, it's still a good idea to have these essential items close to hand.

Don't just take our word for it...

For more advice, information and traffic updates bookmark these web addresses: www.rac.co.uk and www.highways.gov.uk


We reserve the right to make changes to the product specification, design and colour without advance notification. All products subject to availability. Subject to change and errors.

For more information speak to your local Volkswagen retailer.



How to approach winter driving.

Tyres, accessories and tips.



Plan ahead for winter.

It may seem a bit early to be thinking about winter, until you remember how the cold snap took everyone by surprise last year.

Remember those pictures of stranded motorists stuck in the snow as early as November – even in the South of England? So we thought we'd gently remind you it's worth thinking ahead to avoid more of the same.

The biggest safety precaution is to make sure your Volkswagen has good grip in winter conditions.

Get a grip on winter driving.

Your regular tyres are fine most of the year, but once the temperature drops below 7°C, so does the performance of your tyres. And last year there were 5 months typically when that happened. So it's a real possibility that your tyres might not be best suited to the conditions.

You've got a few choices when it comes to improving grip from fitting winter tyres to adding chains or snow socks. **See p6 for details.**

Your local Volkswagen retailer will help you with advice, checks, tyres and more to help you prepare for winter.

Useful to know if you're driving abroad this winter.

In many European countries more used to colder temperatures, it's compulsory to fit winter tyres. In some countries people face fines if they don't fit them.

Winter driving starts at 7°C.

7°C is the point at which summer tyre performance starts to drop away. Waiting for snow or freezing conditions may be leaving it too late to switch to winter tyres.

Safe and cost-effective.

Prolong the life of your summer tyres by using winter tyres from October to March. Using the correct tyre for the weather condition will prolong their life, making winter tyres a long-term cost-effective and safe solution for winter driving. **Speak to your local retailer for more information.**



Winter tyre myths.

Don't believe everything you hear.

- ✗ Winter tyres can only be used below 0°C or in snow.**
✓ As we said, 7°C is the point at which regular tyres start to perform less well. Waiting for snow or freezing conditions is leaving it too late.
- ✗ Winter tyres affect your insurance.**
✓ Not according to the British Association of Insurers who say that winter tyres should reduce the accident risk and that fitting winter tyres would not impact on your premium. It is recommended that you contact your insurance provider for further information.
- ✗ There's no difference between summer and winter tyres.**
✓ Oh yes there is. Look out for the snowflake symbol on your tyres, this indicates a higher silica content which makes winter tyres more pliable at lower temperatures. Winter tyre treads are also designed specifically to give you better grip in winter conditions.
- ✗ Winter tyres cost more to run.**
✓ Winter tyres are designed to provide improved traction in slippery conditions, as a result they are less prone to wheel spin and slip which can cause more excessive tyre wear. This also has a positive impact on fuel economy as more tractive effort is used for driving and not wasted in revving or wheel spinning.
- ✗ Braking distance is the same as regular tyres.**
✓ The braking distance of a winter tyre in cold conditions is up to 10% shorter than a normal tyre. That's around two vehicle lengths – which could be the difference between crashing or not.
- ✗ TCS (traction control systems) and ABS (antilock braking systems) mean you don't need winter tyres.**
✓ Although these systems improve car safety, you can't rely on them to do all the work in extreme winter conditions. Fitting winter tyres will enable the systems to keep working as they should in temperatures below 7°C.

For more safety tips and winter driving advice visit www.tyresafe.org


Stop and think.

As well as having the appropriate tyre for the weather, everyone should also be aware of the depth of tread on their car tyres. Driving a car with tyres that are below the legal limit is both illegal and dangerous.




Braking distances.

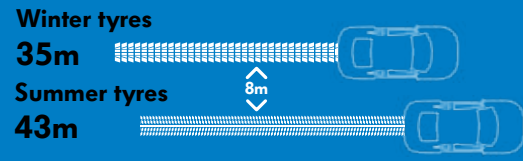
Braking distances on wet roads from 62mph to rest at 5°C or under.



Braking distances on icy roads from 20mph to rest.



Braking distances on snowy roads from 30mph to rest.



Are you out of your depth?

When slowing from 70mph, the stopping distance difference between a 3mm depth and the legal limit of 1.6mm depth is 44m. That's the length of four double decker buses! It's important to remember that your tyres are the only thing connecting you to the road and at any one time you have only four hand-sized pieces of tread contact.

We can offer you an Express Visual Check on your Volkswagen for free. We'll check your tyres as a matter of course and let you know your tyre depth on each tyre and whether you need to think about buying new ones. Volkswagen would always recommend replacing your tyres before they reach the legal limit.

Tyre tread top tips:

Make sure you check your tyre tread in three places on each tyre, as they may wear differently.

If you don't have a tread depth gauge, use a 20p piece: simply place the coin in the groove of the tyre and if you can see the outer edge of the coin, it means your tread depth is less than 3mm and you should consider replacing that tyre. If you're still unsure, go into your local retailer and they'll check them for you.

Make sure you have the right tyre on for the road conditions. Swap to winter tyres from October to March each year for safety.

Winter tyres also wear up to 20% less than their summer equivalents.

*Source: TyreSafe

What should you check before winter starts?

Planning ahead can save you a lot of hassle later. At Volkswagen we'll check your car is in tip-top shape for the winter season. The things we look at include:

Lights. Making sure they're working as they should. Remember, when bought from us we fit exterior bulbs free of charge as part of our Volkswagen Service Promise.

Wiper blades. Severe weather puts more demands on your blades so make sure they're in good condition before it begins. Remember, with our Volkswagen Service Promise all wiper blades will be fitted free of charge when bought from us.


Windscreen washer. We'll make sure it's working properly and there's plenty of fluid. Make sure you buy your Genuine Volkswagen screenwash from your local retailer. With a freezing point of -35°C*, you'll be sure to keep a salt-free screen. See page 8 for more.

Brakes. We'll check your pads, discs and brake fluid so you can brake more effectively.

Tyres. We'll check your regular tyres and give you any advice you might need about choosing winter tyre sets.

Battery. Winter starting puts more strain on a battery so we'll check yours is up to scratch for the season. What's more we now offer battery testing. Speak to your Service Advisor for more information.

*Based on 1 part screenwash, 1 part water mixture.



Call to book a winter check appointment at your local retailer.

Tyres, socks and chains. What's the difference?

There are a range of choices to keep yourself safe driving this winter. Which one you choose will depend on where you drive and how often.

	Complete alloy wheel & winter tyre set	Winter tyres	Snow socks (SNOCKS)	Snow chains (Snox)
Description	Complete set of alloy wheels & winter tyres which can be changed over – October to March.	Winter tyre set that can be changed over – October to March.	A textile outer that goes over tyres to get you short distances over untreated roads.	Chains that wrap around tyres to give grip in snow or ice.
When should I use them?	In any conditions below 7°C.	In any conditions below 7°C.	In light to heavy snow covering.	In thick ice or thick snow.
Pros	Better grip and fuel economy. Safer than summer tyres in winter. Improved grip. Removes stress and worry from winter driving.	Better grip and fuel economy. Safer than summer tyres in winter. Improved grip. Removes stress and worry from winter driving.	A cheap alternative to get you safely over short distances.	Very effective in difficult conditions.
Cons	Apart from storage there are none!	Apart from storage there are none!	Only good for short distances. Cannot be driven on tarmac.	Can damage road if not covered by snow or ice.
Approx cost	£740.00	£385.00	£55.00 per pair	£129.00 per pair

Example costs for full set based on Golf MkVI 195/65 R15. Fully fitted. Inc. VAT. Based on Goodyear Ultragrip 8 tyres. Speak to an advisor for more information.



Snow chains (Snox)

Automatically controls the snow chain tension and adapts to the vehicle's current speed, guaranteeing smooth running.



Complete wheel & tyre set

Having a complete winter tyre and alloy wheel set makes swapping over between October and March quick and easy.



Snow socks (SNOCKS)

These snow socks are perfect for use in light and heavy snow. They come as a pair, individually wrapped and are easy and quick to fit.

Winter driving tips to keep you and your Volkswagen safe this winter.

If you've got to make the journey and the conditions are bad but drivable, here's a list of tips to keep you safe on the road.

Use dipped headlights. Hail, heavy snow and rain all reduce visibility. Only travel at a speed that allows you to stop in the distance you're able to see ahead.

Always reduce your speed smoothly. Give yourself time on slippery surfaces. Avoid harsh braking and acceleration, or coarse steering.

Slow down in plenty of time for bends and corners. Black ice, caused when rain freezes on the road surface, will make your steering feel light. Ease off the accelerator and be delicate with your steering movements.

Drive in a lower gear than normal. You'll need to brake less on ice and snow and therefore avoid locking your wheels.

Increase the gap between you and the vehicle in front. In icy conditions, you may need to allow up to ten times the normal distance for braking.

Take care around winter maintenance vehicles. Salting vehicles are extremely powerful. Keep a safe distance behind them and make sure you have plenty of screenwash to avoid a salt-smearing windscreen. Volkswagen Genuine Screenwash has a freezing point of -35°C* to ensure you can always clear away salt residue.

Stop frequently. In snow it helps to clean the glass area, the wheel arches, the lights and number plates.

Don't drive tired. Bad weather conditions are stressful and make driving more tiring than normal. Remember to stop every two hours and get some fresh air and hot drinks.

Be prepared. Keeping emergency essentials in your Volkswagen would always be recommended. The Volkswagen Emergency Pack includes all that you need to put your mind at ease. All you need to remember is some water and food.

Stay informed. Remember to switch on your Traffic Programme (TP) and Traffic Information Memory (TIM) so you can avoid any dangerous roads or accidents. See your Volkswagen Owner's Manual for more information.

Plan ahead. If using a Satellite Navigation system for your journey, avoid smaller roads which may be untreated. The shortest route may not always be the safest.

*Based on 1 part screenwash, 1 part water mixture.

Source: Royal Society for the Prevention of Accidents.